

UNLEASHED

Christmas Guide

LET HEAVEN & NATURE SING



YOUR GUIDE TO BUILDING AN
INTENTIONAL CHRISTMAS SEASON



TABLE OF CONTENTS

04 CHRISTMAS SERVICE SCHEDULE

17 CAMPUS SERVING OPPORTUNITIES

24 COMMUNITY SERVING OPPORTUNITIES

26 COMMUNITY NEEDS DRIVES

30 MISSIONAL MARKETPLACE

51 UNLEASHED CHRISTMAS COMMISSION



Letter from Kyle

HEY CHURCH FAMILY,

Our vision at Southeast is to Unleash the full force of Southeast to love people one at a time, and this Christmas season we have a unique opportunity as a church to express the one at a time love of Jesus to those who live right here in our local community. We hope this Holiday Guide serves as a useful resource for you to have eyes to see how you can be the hands and feet of Jesus this Christmas season.


This Guide highlights specific serving opportunities at each campus that will make a meaningful impact in our local communities. It's a chance for us to show that we're not just here to celebrate the holidays; we're here to spread the hope, love, and joy of Christ's coming to earth.



In a time when many feel lonely or overwhelmed, our commitment to serving in Jesus' name is a powerful reminder of the care and love He has for the overlooked. Together, as a full force church, we want to lean into this opportunity to make a real difference. My prayer is that our community is given a glimpse into the beauty of the church, and that we would lean in whole heartedly to this opportunity to love our community this holiday season, one opportunity, one family, one person at a time.

Kyle





THE WHY

The holiday season is a time for giving, gratitude, and reflection on the blessings we've received. As a church, we believe it's also a special opportunity to extend those blessings to others in our community. That's why Southeast has created the Unleashed Holiday Guide—a simple, practical resource to help families get involved and make a meaningful impact during the Thanksgiving and Christmas seasons.

This guide provides ideas for community drives, such as toy and food collections, as well as opportunities to serve alongside our local mission partners. Whether it's through donating items, volunteering your time, or simply offering support, these opportunities allow us to share God's love in tangible ways.

Our hope is that this guide will inspire families to come together, be the hands and feet of Christ, and experience the true joy of giving this holiday season!



To view this guide digitally, scan the QR code below:



2024

CHRISTMAS SERVICE TIMES

BEECHMONT CENTER

Tuesday, December 24
5:00 pm

BLANKENBAKER

Monday, December 23
4:00 pm*
6:00 pm

Tuesday, December 24
1:00 pm
3:00 pm
5:00 pm
11:00 pm*

BULLITT COUNTY

Monday, December 23
5:00 pm
6:30 pm

Tuesday, December 24
11:00 am
1:30 pm
3:00 pm

CHAPEL IN THE WOODS

Tuesday, December 24
11:00 am
1:30 pm
3:00 pm

CRESTWOOD

Tuesday, December 24
11:00 am
1:00 pm
2:30 pm
4:00 pm



ELIZABETHTOWN

Tuesday, December 24
1:30 pm
3:00 pm
11:00 pm

INDIANA

Monday, December 23
6:30 pm
Tuesday, December 24
11:00 am
1:30 pm*
3:00 pm

LA GRANGE

Monday, December 23
6:30 pm
Tuesday, December 24
1:30 pm
3:00 pm
11:00 pm

MULTINATION FELLOWSHIP

Tuesday, December 24
3:30 pm

NELSON COUNTY

Tuesday, December 24
1:30 pm
3:00 pm
11:00 pm

PROSPECT

Monday, December 23
6:30 pm
Tuesday, December 24
1:30 pm
3:00 pm
4:30 pm

SE ONLINE

Tuesday, December 24
1:00 pm
5:00 pm
11:00 pm

SHELBY COUNTY

Monday, December 23
5:00 pm
6:30 pm
Tuesday, December 24
11:00 am
1:30 pm*
3:00 pm

SOUTH LOUISVILLE

Tuesday, December 24
3:00 pm
4:30 pm

SOUTHWEST

Monday, December 23
6:30 pm
Tuesday, December 24
1:30 pm
3:00 pm

*ASL Interpreted



2024

Advent Prayer Calendar

DECEMBER

S

M

T

1

HOPE IN THE WAITING

Lord, as we begin this season of Advent, help us to wait with hope. Remind us that you are with us in every moment. Amen.

2

GOD'S PROMISES

Heavenly Father, thank you for the promises you've given us in your Word. Help us trust in your faithfulness today and every day. Amen.

3

PREPARE OUR HEARTS

Lord, prepare our hearts for the coming of your Son. Help us to focus on what truly matters this Christmas season. Amen.

8

GIVING AND RECEIVING

Heavenly Father, teach us to give generously and receive graciously this season, just as you gave us your Son. Amen.

9

STRENGTH IN THE STRUGGLE

Lord, when we face struggles, remind us that you are our strength. Help us to lean on you and trust in your power. Amen.

10



LOVE ONE ANOTHER

Jesus, you taught us to love one another. Help us to show love and kindness to everyone we encounter today. Amen.

15

FAITH IN UNCERTAINTY

Lord, in times of uncertainty, help us to hold onto our faith. Remind us that you are always in control. Amen.



16

SHARING THE GOOD NEWS

Jesus, help us to share the good news of your birth with those around us. May our words and actions reflect your love. Amen.

17

PEACEFUL REFLECTION

Prince of Peace, grant us moments of quiet reflection. May we find peace as we prepare for the celebration of your birth. Amen.

22

GOD'S PRESENCE IN OUR LIVES

Emmanuel, thank you for being present in our lives. Help us to recognize your hand in all that we do. Amen.

23

THE GIFT OF JESUS

Father, thank you for the gift of your Son, Jesus. Help us to focus on the true meaning of Christmas this season. Amen.

24

PREPARING FOR CHRISTMAS

Lord, as we prepare to celebrate your birth, fill our hearts with joy and peace. May we remember the significance of this day. Amen.

W

TH

F

S

4

PEACE IN THE CHAOS

Prince of Peace, calm our hearts amidst the busyness. May your peace fill our homes and our lives. Amen.

5

LIGHT IN THE DARKNESS

Jesus, you are the light of the world. Shine your light into the dark places of our lives and bring us hope. Amen.

6

GOD WITH US

Emmanuel, thank you for being with us always. Help us to feel your presence today and bring your love to those around us. Amen.

7

JOY IN THE JOURNEY

Lord, fill our hearts with joy as we journey towards Christmas. May we find joy in every moment, knowing you are with us. Amen.



11

REST IN HIS PRESENCE

Lord, in the midst of our busy lives, help us to find rest in your presence. Renew our strength and refresh our spirits. Amen.

12

GRATITUDE FOR GOD'S GIFTS

Father, thank you for the many gifts you have given us. May we be filled with gratitude and share your blessings with others. Amen.

13

TRUSTING GOD'S TIMING

Lord, help us to trust in your perfect timing. Teach us patience as we wait for your plans to unfold. Amen.

14

KINDNESS IN ACTION

Jesus, inspire us to show kindness in our actions today. Let your love flow through us to touch the lives of others. Amen.

18

GOD'S UNFAILING LOVE

Heavenly Father, thank you for your unfailing love. Help us to feel your love deeply and share it with others today. Amen.

19

JOY IN GIVING

Lord, help us to experience the joy of giving this season. May our gifts reflect your love and generosity. Amen.

20

HOPE RENEWED

Jesus, renew our hope as we draw closer to Christmas. Remind us that you are the source of all hope and joy. Amen.



21

FORGIVENESS AND GRACE

Lord, teach us to forgive others as you have forgiven us. May your grace flow through us and bring healing to our relationships. Amen.

25

CHRISTMAS DAY: THE SAVIOR IS BORN

Jesus, we celebrate your birth today with hearts full of gratitude and love. Thank you for coming to earth to save us. Amen.

26

27

28



LOVE YOUR NEIGHBOR

Cocoa & Mug Gift

Use a small gift to help break the ice and build relationships within your community! This simple gesture can extend encouragement, friendship and hope this Christmas season.



WHAT YOU'LL NEED

- A FESTIVE OR PERSONALIZED MUG
- HOT CHOCOLATE POWDER
- MINI MARSHMALLOWS
- SMALL PAPER TAG
- RIBBON
- CELLOPHANE BAGS
- OPTIONAL: CANDY CANES

DIRECTIONS

◆ STEP 1: PREPARE YOUR HOT CHOCOLATE MIX

Fill a small cellophane bag with hot chocolate powder and fill another one with the marshmallows. This keeps the chocolate powder from “muddying” the marshmallows. You could also use a small ready-made packet of hot chocolate instead if you prefer.

◆ STEP 2: FILL YOUR MUG

Place the bag of hot chocolate at the bottom of your mug and add the bag of marshmallows on top.



Optional: Add any other ingredients to the mug, such as chocolate sprinkles or chocolate chips. Keep these in separate bags as well.

◆ STEP 3: WRAP AND DECORATE YOUR MUG

Place your mug inside a medium-sized cellophane bag and tie the top of it shut with a twist tie.

Take the small paper tag and write a short & thoughtful message. Some examples could be:

“Warm wishes and sweet sips for Christmas!”

“Cozy up with a cup of Christmas cheer!”

“Hot cocoa, a mug, and a hug in a cup!”

“Sending you warmth and joy this Christmas!”

“May your Christmas be merry and your cocoa extra chocolatey!”

“Sweet moments and warm sips – just for you!”

“A little treat to warm your hands and heart this Christmas!”

“Here’s to a cozy and sweet Christmas season!”

Next, measure and trim a piece of ribbon and grab two candy canes.

Begin to tie the ribbon around the top of the cellophane bag, but don’t finish with a bow just yet. Hold your candy canes in a cross shape where your bow will be and then secure them in place with the bow.

Your Cocoa Mug gift is now ready for you to share with someone who you want to show some love and kindness to during the Christmas season!





DID YOU KNOW?

We are celebrating **30 years of partnership** with the ministry, **Proem**, in Poland!

DIY SPICE & HERB FIRE STARTER

Making fragrant spice and herb fire starters is a great family project that not only fills the home with the cozy scent of the holidays but also creates beautiful, functional gifts for others. These fire starters are perfect for fireplaces or outdoor fire pits and add a festive aroma when burned.



SUPPLIES NEEDED

- **PINECONES:** Collect pinecones from your yard or purchase them from a craft store.
- **DRIED HERBS AND SPICES**
Common holiday scents:
 - ✦ Cinnamon sticks ✦ Dried orange peels
 - ✦ Star anise ✦ Bay leaves
 - ✦ Whole cloves ✦ Lavender
 - ✦ Rosemary ✦ Sage
- **WAX (BEESWAX OR SOY WAX):** You'll need wax to coat the pinecones and help the herbs and spices stick.
- **ESSENTIAL OILS (OPTIONAL):** Add holiday-scented essential oils like cinnamon, clove, or fir to enhance the fragrance.
- **TWINE OR COTTON WICK:** To wrap around the fire starter for easy lighting.
- **DOUBLE BOILER OR OLD TIN CAN:** For melting the wax safely. Use an old tin can placed inside a pot of boiling water if you don't have a double boiler.
- **BAKING SHEET AND PARCHMENT PAPER:**
For letting the fire starters dry.
- **TONGS:** To safely dip and remove the pinecones from the melted wax.
- **GLOVES (OPTIONAL):** For handling the hot waxed pinecones if necessary.
- **DECORATIVE RIBBON OR TAGS (OPTIONAL):**
To decorate if you're gifting the fire starters.

INSTRUCTIONS

◆ STEP 1: PREPARE YOUR WORKSPACE

- Line a baking sheet with parchment paper for easy cleanup and prepare your double boiler for melting the wax. Make sure the area is well-ventilated if using essential oils.

◆ STEP 2: MELT THE WAX

- Heat the wax in a double boiler or tin can submerged in simmering water. Once the wax is fully melted, you can stir in a few drops of essential oils for added scent (optional).

◆ STEP 3: PREPARE THE PINECONES

- Attach a piece of twine or a cotton wick to the base of each pinecone, leaving a few inches free so it can easily be lit later.

◆ STEP 4: DIP THE PINECONES IN WAX

- Using tongs, dip each pinecone into the melted wax, making sure it is well-coated. You can dip them twice for a thicker wax layer if desired. After dipping, place them on the parchment-lined baking sheet to cool slightly.

◆ STEP 5: ADD HERBS AND SPICES

- While the wax is still soft, press dried herbs and spices into the pinecone. Arrange cinnamon sticks, star anise, cloves, or any other fragrant items in the crevices of the pinecone. These will burn and release a beautiful aroma when the fire starter is used.



◆ STEP 6: LET THEM DRY

- Allow the pinecones to dry completely. Once dry, they'll be solid and ready to use.

◆ STEP 7: DECORATE AND PACKAGE (OPTIONAL)

- If giving the fire starters as gifts, you can tie festive ribbons around them or attach small gift tags with instructions. The tag might say: *"Light the twine and enjoy the warmth and scent of the season!"*.

◆ STEP 8: HOW TO USE

- To use the fire starters, place one in your fireplace or fire pit, light the twine or wick, and let the pinecone and herbs catch fire, helping to ignite larger logs.

These fire starters are a beautiful, aromatic addition to holiday fires and can be packaged as thoughtful, homemade gifts. Perfect for cozy Christmas evenings!



KOURABIEDES

Greek Butter Almond Cookies

Kourabiedes are traditional Greek shortbread cookies, often made during the Christmas season. These buttery, crumbly cookies are flavored with almonds and coated generously in powdered sugar, making them melt-in-your-mouth delicious!



INGREDIENTS

- 1 CUP (2 STICKS) UNSALTED BUTTER, SOFTENED
- 1/2 CUP POWDERED SUGAR
- 1 TEASPOON VANILLA EXTRACT
- 1 EGG YOLK (OPTIONAL, FOR RICHNESS)
- 2 CUPS ALL-PURPOSE FLOUR
- 1/2 TEASPOON BAKING POWDER
- 1/4 TEASPOON SALT
- 1/2 CUP FINELY CHOPPED TOASTED ALMONDS
- 1/4 TEASPOON GROUND CLOVES (OPTIONAL, FOR ADDED FLAVOR)
- 2 CUPS POWDERED SUGAR (FOR DUSTING)



INSTRUCTIONS

◆ STEP 1: PREPARE THE DOUGH

Preheat the Oven:

- Preheat your oven to 350°F (175°C). Line a baking sheet with parchment paper.

Cream the Butter and Sugar:

- In a large mixing bowl, beat the softened butter and 1/2 cup powdered sugar together using an electric mixer on medium speed until light and fluffy, about 3-5 minutes.

Add Vanilla and Egg Yolk:

- Beat in the vanilla extract and egg yolk (if using) until well combined.

Mix in the Dry Ingredients:

- In a separate bowl, whisk together the flour, baking powder, salt, and ground cloves (if using).
- Gradually add the dry ingredients to the butter mixture, mixing just until incorporated.



Fold in the Almonds:

- Stir in the finely chopped toasted almonds. The dough should be soft but not sticky. If it's too sticky, chill the dough for 10-15 minutes in the fridge.

◆ STEP 2: SHAPE THE COOKIES

Form the Cookies:

- Roll small pieces of dough (about 1 tablespoon) into balls or crescent shapes and place them on the prepared baking sheet about 1 inch apart.

◆ STEP 3: BAKE THE COOKIES

Bake:

- Bake the cookies in the preheated oven for 15-20 minutes, or until they are lightly golden around the edges.

Cool Slightly:

- Remove the cookies from the oven and let them cool on the baking sheet for 5 minutes, then transfer them to a wire rack to cool completely.

◆ STEP 4: COAT IN POWDERED SUGAR

Powder the Cookies

- Once the cookies are completely cool, generously sift powdered sugar over them to coat. You can also gently roll each cookie in powdered sugar for a thick, snowy layer.

SERVING SUGGESTIONS:

- Serve these cookies with a warm cup of coffee or tea.
- For added flavor, dust the cookies with more powdered sugar just before serving.



SERVING OPPORTUNITIES

Blankenbaker

JCPS HOLIDAY ASSISTANCE

Southeast BB is partnering with JPCS to sponsor students for their Christmas needs in various schools this year.

This opportunity runs **until December 13th**

Members can text HOLIDAY to 733-733 or simply visit secc.org/cgb to sign up

- ◇ An email will be sent to the school notifying them they have a sponsor for a student and will contact you with information regarding the student's wish list.
- ◇ You can shop for the items and deliver them to the school you have chosen.

For more info, please contact Becky King, bking@secc.org

Bullitt County

CHRISTMAS FOOD BOX DRIVE

GIFT TREES FOR COLONIAL HOUSE, INSPIRATIONS, GREEN MEADOWS, AND A LOVING CHOICE

Begins December 1st

You can pull an ornament from our gift tree with a wish list from an individual associated with one of these partners.

For more info, please contact Marcus Rogers, mrogers@secc.org



Chapel in the Woods



GIFTS FOR SYCAMORE HEIGHTS AND HIGHLAND NURSING & REHAB

There will be a “giving tree” at the Chapel in the Woods campus with “tags” for you to take of different residents from Sycamore Heights and Highland Nursing & Rehab. You can buy presents for your chosen senior citizen.

For more info, please contact [Becky Clark, rclark@secc.org](mailto:rclark@secc.org), or [Jon Weiner, jweiner@secc.org](mailto:jweiner@secc.org).

Crestwood

PACK & PRAY FOR OLDHAM COUNTY DETENTION CENTER

December 8th from 6:30 - 7:30 pm

6201 Crestwood Station, Crestwood, KY 40014-7414

The church family is invited to purchase gifts for inmates and Detention Center Staff. We will be bringing and assembling gifts for inmates, along with cards for the detention center’s staff. We will also be praying for God to use this opportunity to show the love of Jesus to the staff and inmates at the Detention Center.

MEAL FOR OLDHAM COUNTY DETENTION CENTER STAFF

December 18th - more details to come

For more info, please contact [Amy Migliavacca, amigliavacca@secc.org](mailto:amigliavacca@secc.org)

Elizabethtown

AFFORDABLE CHRISTMAS PROGRAM

The Elizabethtown Campus is participating in our annual Affordable Christmas Program. This is a partnership between area churches, Hardin County Public Schools, and our missions partner, Helping Hand of Hope, to serve families in need around our community. The E'Town Campus will be serving as a site for 100 children and their families to be served on **Friday December 13th from 5-8**. These families will be pre-selected with the help of HCS, EIS, and Helping Hand of Hope.

If you are interested in helping here are two ways to do so:

- ◇ All of November the ET Campus will be collecting toys. To find out what kind of toys are needed and price range please, check the ET Campus Connections QR Code and our displays in the atrium.
- ◇ If you are interested in helping serve the night of please email **Chris Garrett at cgarrett@secc.org**

Indiana

PAJAMA COLLECTION FOR HOPE SOUTHERN INDIANA'S SEASON OF JOY

WINTER BREAK FOOD DRIVE FOR LOCAL SCHOOLS



For the most up-to-date information and to learn more about these opportunities, please scan the QR code.

For any additional questions, please contact Jacob Bickel, jbickel@secc.org

La Grange

UNLEASHED WEDNESDAY

Join us on **Wednesday, December 11th** as we engage and serve in our community to be the hands and feet of Jesus. Information and registration information will be available in early December.

OTHER OPPORTUNITIES

We encourage our church family to serve with our local mission and community partners and their holiday serving opportunities. You may contact them directly via their websites.

- ◇ Highpoint Charitable Services
- ◇ Crossroads Pregnancy Resource Center
- ◇ Oldham County Red Cross in Buckner

For more info, please contact Mike Berry, mberry@secc.org

Nelson County



LOCAL SCHOOL PARTNERSHIP

Our Nelson County campus is meeting needs for Christmas by partnering with local schools to share the love of Jesus. Bardstown City Schools and Nelson County Schools provide names of families we can bless. During **the first week of December**, you can choose a name from our Christmas Tree and return the gifts for delivery and a special celebration.

For more info, please contact Kevin Lutz, klutz@secc.org

Prospect

GATE OF HOPE ANGEL TREE AND AFRICAN CHRISTMAS PARTY

We are partnering with Gate of Hope to do an angel tree project. You can take ornaments from the tree, return the requested gifts, and campus staff will deliver them to Epiphany fellowship Church. We will then have an African Christmas celebration with Prospect campus families and Gate of Hope refugee families.

- ◇ **Sun Nov 10** - 1st Day for SE Prospect families to take tags
- ◇ **Sun Dec 1** - Last Day to return gifts
- ◇ **Fri Dec 6** - Transport Gifts to Epiphany
- ◇ **Sat Dec 7** - Christmas Celebration

AFFORDABLE CHRISTMAS WITH YOUTH FOR CHRIST

YFC does an affordable Christmas for families attached to the ministry in the West End. YFC will send our campus an Amazon list with requested gifts. We will send out the list and you will have the opportunity to purchase gifts to be sent and given to families. Dates/times TBD.



CHRISTMAS EXTRAVAGANZA WITH NEW DAY MINISTRY

Our campus provides funding to New Day to purchase food for kids served by their ministry in the West End. We will join New Day in handing out the food to families and children.

- ◇ **December 21st**
YMCA - W Chestnut St, Louisville 40203

*For more info, please contact Seth Gardner,
sgardner@secc.org*

South Louisville

WRAPPED IN LOVE CHRISTMAS STORE

Wrapped in Love is a Christmas store that provides Christmas with dignity for families in the South Louisville community. Wrapped in Love will offer quality presents at affordable prices to families in need.

The store will be open **December 7th** at 3845 Southern Parkway, Louisville KY 40214

New toy donations for the Wrapped in Love Christmas Store will be collected until **December 1st**.

For more info, please contact Kathy Hamm, khamm@secc.org

Southwest



WARMING KITS WITH EXODUS FAMILY MINISTRIES

Warming Kits are comprised of items that can help keep those without consistent housing or those who are outside for large parts of the day keep warm during the winter months.

Items being collected for these warming kits include: Hats, Gloves, Socks, Small Fleece Blankets, Hand/Foot Warmers, Backpacks

Drop off items during services from **Nov. 17 – Dec. 8**.

OUTREACH DINNER IN PARTNERSHIP WITH EXODUS FAMILY MINISTRIES

Sunday, Dec. 15 – 5pm in the Gym.

For more info, please contact Aaron Troutman, atroutman@secc.org



All Southeast - LifeBridge Opportunity

HOST A CHRISTMAS PARTY AT A SENIOR LIVING FACILITY OR NURSING HOME!

Southeast's LifeBridge Ministry (that meets the basic needs of individuals and families) is blessed again this Christmas to offer the opportunity for you, along with your family, small group or friends to connect with residents of Senior Living Facilities and Nursing Homes by hosting a Christmas Party. Thank you for showing and sharing the love of Jesus, one at a time, at Christmas and throughout the year!

We provide a Christmas Party Kit containing all the party decorations and supplies you will need to host a wonderful party!

All you have to do is coordinate with a facility in your area. The following information is needed to reserve a Christmas Party Kit:

- ◇ Facility Name & Address
- ◇ Date/Time of Party -(When you decide which facility you would like serve, please call the Facility's Activities Director and work with them to select a time/date for the party.)
- ◇ Total number of residents at the facility

If you would like to reserve a party kit or have questions, please contact LifeBridge, at LifeBridgeOutreach@secc.org by December 6th.

COMMUNITY

SERVING OPPORTUNITIES



Refuge International

CHRISTMAS CAROLING

DECEMBER 7TH, 4:00-6:00 PM

Address: Auburndale Baptist Church - 5590 Bruce Avenue, Louisville, KY 40214

All are welcome to sing and participate - share some Christmas joy to our refugee neighbors. RSVP by November 22nd through the website.

For more information, call (502) 610-3462 or email info@refugeintl.org
<https://www.refugeintl.org/>

Barren Heights

BARREN HEIGHTS CHRISTMAS SHOP

DECEMBER 10TH & 12TH FROM 9:30 AM - 2:30 PM

Address: Barren Heights Office - 11420 Watterson Ct. #800 Louisville, KY 40299

Teen & adult volunteers. There are no pre-requirements except to sign up with Barren Heights to serve. Volunteers will be helping man the shop and offer to wrap presents for the parents who have children with physical or developmental disabilities.

For more information, call (502) 327-9495
<https://barrenheights.org>





Hope Southern Indiana

CHRISTMAS BASKET ASSEMBLY & DISTRIBUTION

DECEMBER 16TH - 20TH

Address: Brown-Starks Neighborhood Place, 1200 Bono Rd, New Albany, IN

Hope Southern Indiana has provided 300+ holiday oriented food baskets to low income, marginalized, and homebound clients to enable them to prepare a meal for their family. Sort & collate food drive donations into baskets and then help with delivery/distribution.

*For more information, call (812) 948-9248 or email mlabelle@hopesi.org
hopesi.org*



Exodus Family Ministries

CHRISTMAS FOOD DISTRIBUTION

DECEMBER 21ST @ 10 AM

Address: 6501 Bethany Lane, Louisville, KY 40272

Various positions for all ages and various skill sets. Exodus Family Ministries offers support, prayer, and services to guide our neighbors in Southwest Louisville out of captivity.

*For more information, call (502) 614-8544 or email info@exodusfamilyministries.com
<https://exodusfamilyministries.com>*

COMMUNITY

NEEDS DRIVES



Hope Academy for Kids

STUDENT GIFT DROP

There are 175 at-risk children & students who receive a gift for Christmas through Hope Academy for Kids. Select a student's age/gender and shop for them this holiday season!

- ◇ **Need:** For each child: Pants, Shirt (or dress), shoes, socks, pj's, plus a toy (under \$40)
- ◇ Available November 1st- Nov 26th

Email for more info: childofhope@hopeacademyforkids.org

SANTA'S WORKSHOP

Hope Academy for Kids collects gifts to host Santa's Workshop where families of at-risk children and youth can shop for Christmas gifts.

- ◇ **Need:** toys, puzzles, balls, blankets, teen items. Ages 5-18. Price range \$5-\$20 items.
- ◇ **Deadline:** Drop off from Nov 27th - Dec 13th
- ◇ **Address:** HAFK - 401 W Poplar St. Elizabethtown, KY 42701

Email: info@hopeacademyforkids.org, Phone: (270)454-8987

<https://hopeacademyforkids.org/>

Barren Heights

CHRISTMAS SHOP

Gifts will be received by families who have children with physical and developmental disabilities. This event allows Barren Heights to come alongside families to help provide and lift some of the burden off during the Christmas season. Parents are able to come in and “Shop” (for free) for an allotted amount of presents per child. They can pick out items that they think their child/children would enjoy.

◇ **Need:** Gifts for a variety of ages, abilities, sensory needs, and gender specific. (Examples - arts & crafts, sports equipment, games, sensory toys, etc.) All items are requested to be new. Price of items can vary from \$2- \$50.

◇ **Deadline:** December 3rd

◇ **Address:** Barren Heights Office - 11420 Watterson Ct.
#800 Louisville, KY 40299

◇ **Contact:** (502) 327-9495

<https://barrenheights.org/>



Hope Southern Indiana

CHILDREN'S CHRISTMAS GIFTS

Hope Southern Indiana has provided Christmas gifts for more than 600 children in past years. These children come from low income or marginalized families that HSI is empowering to reach a higher level of self sufficiency.

◇ **Need:** Children's toys & gifts up to \$75 limit. Please contact HSI office for details.

◇ **Deadline:** December 6th

◇ **Address:** 1200 Bono Rd, New Albany, IN 47150

Contact: Call (812) 948-9248 or email mlabelle@hopesi.org

<https://www.hopesi.org/>



Exodus Family Ministries

CHRISTMAS FOOD BOXES

Exodus Family Ministries seeks to guide our neighbors in Southwest Louisville out of captivity – whether it be poverty, addiction, lack of education, hunger, or other forms of oppression – by offering support, prayer, and services to address these needs.

- ◇ **Need:** Turkeys or Hams - price range \$15-30
- ◇ **Deadline:** December 13th
- ◇ **Address:** 6501 Bethany Lane, Louisville, KY 40272

Contact: (502) 614-8544 or email
info@exodusfamilyministries.com
<https://exodusfamilyministries.com>

Scarlet Hope

CHRISTMAS GIFT DROP

Gifts will be handed out during Scarlet Hope's outreach event on 12/19 to give gospel hope to exploited and trafficked women in our area.

- ◇ **Need:** Small gifts for women, \$10-20 range
- ◇ **Deadline:** December 12th
- ◇ **Address:** Hope House - 2305 Sycamore Avenue, Louisville, KY 40206

Contact: tricia@scarlethope.org
<https://scarlethope.org/>



Clarity Solutions

HAVEN MATERNITY HOME CHRISTMAS CELEBRATION

Help contribute to the Christmas celebration meal for the residents and staff at Haven Maternity Home - a place in Elizabethtown for pregnant women to get secure, support, and soul rest. The staff also like to extend Christmas gifts to the residents and their children.

- ◇ **Need:** \$200 gift card to Kroger or Walmart (for meal). Gifts for 4 mothers & their babies. Please contact the office for details.
- ◇ **Deadline:** Please coordinate with Clarity Solutions office.

Contact: Call 270-234-1122 ext. 5 or email info@clarityky.com

<https://www.thehavenatclarity.org/>



Hosea's House

CHRISTMAS MORNING BREAKFAST

Hosea's House is a home in Louisville for women & children in crisis. Staff like to put together a beautiful Christmas morning for residents - as it is often a first for many of them. They have someone dress up as Santa and distribute gifts during the shared meal.

- ◇ **Need:** Gifts for residents - needs vary based on family.
Option: create a family themed gift basket (movie night, snack baskets, etc.)
- ◇ **Deadline:** Please contact the office to coordinate selection of items & drop off time/location.

Contact: call 502-418-3458 or email hoseashouseinc@gmail.com

<https://www.hoseashouse.com/>

MISSIONAL MARKETPLACE

THIS HOLIDAY SEASON, SHOP WITH SOUTHEAST'S MISSIONS PARTNERS AND DIRECTLY SUPPORT THEIR MINISTRIES.

Apparel and Accessories

CHRIST IN YOUTH

Mission: We call youth to Christ and Kingdom work by partnering with local churches and hosting impactful events that fuel their ministry.



SCAN TO SHOP

SCARLET HOPE

Mission: For over 15 years, we've brought the hope of Christ to exploited and trafficked women in 11 major cities, sharing that true hope is found in Jesus. We support their journey to whole-life restoration by empowering and advocating for lasting change.



SCAN TO SHOP

GO MINISTRIES

Mission: GO Ministries empowers local leaders to make disciples as God redeems people, renews communities and restores creation through mutual transformation.



SCAN TO SHOP

MAYA COLLECTION

Mission: Maya Collection is a non-profit ministry that inspires and equips refugee women to use their God-given talents to thrive as artisans in their local community.

THE MAYA COLLECTION CHRISTMAS MARKET

When: Saturday December 14, 2024 from 10:00am to 2:00pm

Where: 5007 Southside Drive, Louisville 40214

This annual Christmas market event is hosted by Maya Collection. Visit this market and purchase unique gifts which are handcrafted by our talented Maya Collection artisans. Food and drinks will be available for purchase at this fun market.



SCAN FOR
MARKET INFO



MAYA COLLECTION WORKSHOPS

These are a great opportunity to make your own Christmas gifts! Workshops will be offered at the market where you can sign up on our website to create a beautiful Christmas wreath or bouquet using fresh greenery, berries and flowers during the market.



SCAN FOR
WORKSHOP
INFO

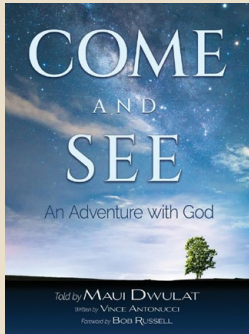


Books, Bible Studies, and Curriculum

PROEM

Come and See: An Adventure With God

by Maui Dwulat (Author), Vince Antonucci (Author),
Bob Russell (Foreword)




Come and See tells the gripping and often wild story of Proem Ministries. Fueled by a fierce faith, Maui Dwulat launched Proem in a tumultuous time when communism was fading in Poland. Maui stepped out in faith and God met him there. Miracle after miracle followed, and Proem has made an eternal difference in the lives of thousands of people. The compelling story of what happens will leave you amazed at God's greatness and inspired by the kind of story he might write in your life if you would just let him.



SCAN TO BUY ON AMAZON

ITEC

Mission: We equip indigenous Christ followers to actively participate in the Great Commission by providing tools and training to share the Gospel, both locally and globally.



SCAN TO SHOP

MANHOOD JOURNEY

Mission: If you're like most dads, you walk around feeling like a failure as a husband and father. You don't have to. At Manhood Journey, we believe you can turn it around and live as a more confident, godly dad who leads his family without regrets. We're built to help dads become disciple-makers.



SCAN TO SHOP

WORLD IMPACT

Mission: We exist to see the Gospel of the Kingdom proclaimed by the local church in communities of poverty by coming alongside church leaders with ministry training to build their local church.



SCAN FOR RESOURCES

AMG

Mission: Since 1942, AMG International has been a gospel-first ministry addressing spiritual and physical needs by inspiring hope, restoring lives, and transforming communities. Through child development, media evangelism, pastor training, medical care, and more, we partner with local leaders to see every nation transformed by Christ.



Both

ABILITY MINISTRY

Mission: Ability Ministry is an independent Christian nonprofit that provides resources, curriculum, training, and residential services designed to equip and empower the disability community.



CHRISTMAS PLAYLIST

“O Holy Night”

A classic that reflects the birth of Jesus and the significance of that holy night.

“Silent Night”

A peaceful and reflective hymn about the night Jesus was born.

“Hark! The Herald Angels Sing”

Celebrates the birth of Christ and the joy it brings to the world.

“Joy to the World”

A triumphant song praising Jesus’ arrival and His reign over the earth.

“O Come, All Ye Faithful”

A call to worship and adore Christ the Lord.

“Away in a Manger”

A simple and sweet song about Jesus’ birth in a humble manger.

“O Come, O Come, Emmanuel”

A hymn of anticipation, waiting for the arrival of Christ.

“Angels We Have Heard on High”

A song celebrating the angels announcing the birth of Jesus.

“What Child Is This?”

Reflects on the wonder of Christ’s birth and His identity as the Savior.

“The First Noel”

Tells the story of the birth of Jesus as first announced to the shepherds.

“Mary, Did You Know?”

A modern Christian song that contemplates the significance of Jesus’ birth from Mary’s perspective.

“Go Tell It on the Mountain”

A gospel-style hymn that encourages spreading the news of Jesus’ birth.

“Little Drummer Boy”

A story of a humble boy offering his gift to the newborn King.

“O Little Town of Bethlehem”

Describes the humble birthplace of Jesus.

TIS' THE SEASON

Seek & Find

Find the following items and color them in:

- | | | |
|--------------------|-------------------|---------------|
| 1 Christmas Card | 5 Christmas Trees | 8 Snowmen |
| 2 Winter Coats | 6 Ornaments | 9 Candy Canes |
| 3 Wreaths | 7 Wrapped Gifts | 10 Stars |
| 4 Pairs of Mittens | | |

Seeking out the beauty & wonder of the Christmas season teaches us a valuable gospel truth about Christ - "I love those who love me, and those who seek me find me." Proverbs 8:17.



SEASONS GREETINGS



To Our Friends around the World

As we enter this joyful Christmas season, we have a wonderful opportunity to spread love and encouragement to our missionaries serving in foreign countries. We invite you to take a moment to create or write heartfelt Christmas cards for them. Your messages of support and gratitude can be a tremendous blessing, reminding them that they are not alone and that we stand with them in prayer. Let's come together to share the joy of Christ's love with those who are sharing it around the world!


INSTRUCTIONS:

Once you have completed your Christmas card, please drop it off (unsealed) to any of the Connections Centers at your campus. Our Missions team will then organize the cards to send out to our various missionaries so their addresses can remain secure. Thank you!



Here are some suggested simple messages to include in Christmas cards for our missionaries serving in other countries around the world:

1. *Wishing you a joyful Christmas filled with peace and hope. Your work is making a difference, and we are grateful for you!*
2. *Merry Christmas! May the love of Christ shine brightly in your heart and your work this season. We are praying for you!*
3. *Thinking of you this Christmas season. Thank you for your dedication and service. You are loved and appreciated!*
4. *Sending warm wishes for a blessed Christmas. Your commitment to spreading the Gospel inspires us all!*
5. *Merry Christmas! May you feel God's love and presence in your work this season. We are lifting you up in prayer!*
6. *Wishing you a Christmas filled with joy and hope. Your service is a true blessing to many, and we are thankful for you!*
7. *May this Christmas bring you comfort and joy as you share the love of Jesus with those around you. You are in our hearts and prayers!*
8. *Merry Christmas! May you experience the peace of Christ in your work and in your heart this season. We are thinking of you!*
9. *Wishing you a wonderful Christmas filled with God's blessings. Thank you for your faithful service and dedication!*
10. *This Christmas, we celebrate your commitment to sharing God's love across the globe. We are grateful for you and praying for your continued strength!*



BAKED CINNAMON ORNAMENTS



These **Baked Cinnamon Ornaments** are a fun and festive project for the holiday season! They make great decorations and gifts, and they fill your home with a delightful cinnamon scent. Enjoy crafting and sharing them with family and friends!



SUPPLIES NEEDED

INGREDIENTS:

- 1 CUP GROUND CINNAMON
- 1 CUP APPLESAUCE
- 1 TABLESPOON WHITE GLUE (OPTIONAL, FOR DURABILITY)
- 1 TEASPOON GROUND CLOVES (OPTIONAL, FOR ADDED FRAGRANCE)
- 1 TEASPOON GROUND NUTMEG (OPTIONAL, FOR ADDED FRAGRANCE)

TOOLS:

- MIXING BOWL
- SPOON OR SPATULA
- ROLLING PIN
- BAKING SHEET
- PARCHMENT PAPER (OPTIONAL)
- COOKIE CUTTERS (VARIOUS SHAPES)
- STRAW OR TOOTHPICK (FOR MAKING HOLES)
- RIBBON OR TWINE (FOR HANGING)
- OVEN

INSTRUCTIONS

◆ STEP 1: PREPARE THE DOUGH

Mix the Ingredients:

- In a mixing bowl, combine the ground cinnamon, applesauce, and, if using, white glue. Add ground cloves and nutmeg for extra fragrance if desired.
- Mix until a dough forms. It should be pliable and not too sticky. If it's too wet, add a bit more cinnamon; if it's too dry, add a little more applesauce.

◆ STEP 2: ROLL OUT THE DOUGH

Roll Out the Dough:

- Lightly dust your work surface with ground cinnamon to prevent sticking.
- Roll out the dough to about 1/4 inch thick using a rolling pin.

◆ STEP 3: CUT SHAPES

Cut the Ornaments:

- Use cookie cutters to cut out shapes from the rolled dough. Place the shapes on a baking sheet lined with parchment paper.
- Use a straw or toothpick to make a small hole at the top of each ornament for hanging.

◆ STEP 4: BAKE THE ORNAMENTS

Bake:

- Preheat your oven to 200°F (93°C).
- Place the baking sheet in the oven and bake the ornaments for about 2-3 hours. This low temperature will dry them out without burning. Turn them over halfway through for even drying.

Cool:

- Once baked, allow the ornaments to cool completely on a wire rack.

◆ STEP 5: FINISH AND DECORATE

Add Ribbon:


- After the ornaments are cool, thread a ribbon or twine through the holes and tie a knot for hanging.

Decorate (Optional):

- You can decorate the ornaments with paint, glitter, or markers if desired, though they are lovely as-is!

DISPLAY SUGGESTIONS:

- Hang the ornaments on your Christmas tree, in windows, or on garlands.
- They can also be used as gift tags or decorative accents for wrapped presents.



DID YOU KNOW?

Fun Facts from other Countries



ICELAND – THE 13 YULE LADS

In Iceland, children are visited by 13 mischievous Yule Lads during the 13 days leading up to Christmas. Each night, kids leave shoes by the window, and depending on their behavior, they either receive gifts or rotten potatoes!



JAPAN – KFC CHRISTMAS FEAST

In Japan, Christmas isn't traditionally celebrated, but it has become a custom for many families to enjoy a bucket of KFC on Christmas Day. This tradition began in the 1970s after a successful marketing campaign by the fast-food chain.



GERMANY – ADVENT CALENDARS AND ST. NICHOLAS DAY

Advent calendars are a big deal in Germany, often including small gifts or treats behind each door. Also, on December 6th (St. Nicholas Day), children leave out their shoes for St. Nicholas to fill with sweets, fruit, and small toys.



PHILIPPINES – GIANT LANTERN FESTIVAL

In the city of San Fernando, the Philippines, there's a stunning Christmas lantern festival called the **Ligligan Parul**. Gigantic, intricate lanterns are crafted and lit up in a vibrant display, symbolizing the Star of Bethlehem.



MEXICO – LAS POSADAS

From December 16th to Christmas Eve, Mexicans participate in **Las Posadas**, a reenactment of Mary and Joseph’s search for shelter. Communities go door-to-door, with songs and prayers, culminating in a celebration with food and piñatas.



AUSTRALIA – BEACH BBQS

Since Christmas falls during the summer in Australia, it’s common for Australians to celebrate with beach parties, BBQs, and outdoor festivities, rather than the typical wintery Christmas scenes seen in the Northern Hemisphere.



VENEZUELA – ROLLER SKATING TO CHURCH

In Caracas, Venezuela, a unique tradition sees residents roller skate to early morning Christmas Mass. Roads are even closed to cars to accommodate the skaters!



SPAIN – EL GORDO LOTTERY

Spain’s Christmas season kicks off with **El Gordo**, the world’s largest lottery draw, held on December 22nd. Many families and groups buy shares in tickets, hoping to win a slice of the massive jackpot.



UKRAINE – SPIDER WEB DECORATIONS

In Ukraine, it’s customary to decorate Christmas trees with fake spider webs. This tradition comes from a folk tale in which spiders spun webs over a poor family’s tree, and on Christmas morning, the webs turned into gold and silver, bringing the family good fortune.



YULE LOG - BÛCHE DE NOËL

The **Yule Log**, or **Bûche de Noël**, is a classic French dessert made of a light sponge cake rolled with a creamy filling and decorated to look like a log. It's the perfect centerpiece for a holiday table!





INGREDIENTS

FOR THE SPONGE CAKE:

- 4 LARGE EGGS, SEPARATED
- 1/2 CUP GRANULATED SUGAR, DIVIDED
- 1 TEASPOON VANILLA EXTRACT
- 1/3 CUP ALL-PURPOSE FLOUR
- 1/3 CUP COCOA POWDER (UNSWEETENED)
- 1/4 TEASPOON SALT
- POWDERED SUGAR (FOR DUSTING)

FOR THE FILLING:

- 1 CUP HEAVY WHIPPING CREAM
- 1/4 CUP POWDERED SUGAR
- 1 TEASPOON VANILLA EXTRACT

FOR THE CHOCOLATE GANACHE FROSTING:

- 1 CUP HEAVY CREAM
- 8 OZ SEMI-SWEET OR DARK CHOCOLATE, FINELY CHOPPED
- 1 TABLESPOON UNSALTED BUTTER (OPTIONAL, FOR A SHINY FINISH)

FOR DECORATION (OPTIONAL):

- FRESH BERRIES, HOLLY SPRIGS, OR MERINGUE MUSHROOMS
- POWDERED SUGAR (TO RESEMBLE SNOW)

INSTRUCTIONS

◆ STEP 1: MAKE THE SPONGE CAKE

Preheat the Oven:

- Preheat your oven to 350°F (175°C). Grease a 10x15-inch jelly roll pan, line it with parchment paper, and lightly grease the paper.

Beat the Egg Yolks:

- In a large bowl, whisk together the egg yolks, 1/4 cup of sugar, and vanilla extract until pale and fluffy, about 3-4 minutes.



Beat the Egg Whites:

- In a separate bowl, beat the egg whites on medium speed until soft peaks form. Gradually add the remaining 1/4 cup of sugar and continue beating until stiff peaks form.

Combine the Egg Mixture:

- Gently fold the egg whites into the yolk mixture. Be careful not to deflate the egg whites too much.

Add the Dry Ingredients:

- Sift together the flour, cocoa powder, and salt. Gently fold the dry ingredients into the egg mixture until just combined.



Bake the Cake:

- Spread the batter evenly in the prepared jelly roll pan. Bake for 10-12 minutes or until the cake springs back when lightly touched.

Roll the Cake:

- While the cake is still warm, dust a clean kitchen towel with powdered sugar. Carefully flip the cake onto the towel, remove the parchment paper, and gently roll the cake up with the towel (starting at a short end). Let it cool completely in the rolled shape.

◆ STEP 2: MAKE THE FILLING

Whip the Cream:

- In a bowl, whip the heavy cream, powdered sugar, and vanilla extract until stiff peaks form.

Unroll the Cake:

- Once the cake has cooled, carefully unroll it and spread an even layer of whipped cream filling over the surface.

Roll the Cake Again:

- Re-roll the cake, without the towel this time, into a log shape. Transfer it to a serving plate, seam side down.



◆ STEP 3: MAKE THE CHOCOLATE GANACHE FROSTING

Heat the Cream:

- In a small saucepan, heat the heavy cream over medium heat until it begins to simmer.

Add the Chocolate:

- Pour the hot cream over the chopped chocolate and let it sit for 2-3 minutes. Stir until the chocolate is fully melted and smooth. If desired, stir in 1 tablespoon of butter for extra shine.

Let Ganache Thicken:

- Allow the ganache to cool for about 15-20 minutes, until it's thick but still spreadable.

Frost the Cake:

- Spread the ganache over the rolled cake, covering it completely. Use a fork to create bark-like textures by dragging the tines along the surface of the ganache.

◆ STEP 4: DECORATE

Add Decorations:

- Decorate the Yule Log with fresh berries, sprigs of holly, or meringue mushrooms to resemble a woodland scene.

Dust with Snow:

- Lightly dust the log with powdered sugar to resemble freshly fallen snow.

SERVING TIPS:

- Let the cake sit in the fridge for about 1 hour before serving for cleaner slices.
- Serve chilled or at room temperature, and enjoy a festive slice of this classic Christmas dessert!



COZY WINTER
TEA SET BY KSENIA LOKKO

holidays

RA39133203RU

Be-2056

To: Podprawa 2
ul. Lipowa 2
44-100 Lubin
PL 76 000

Sugar & Spice from Sweden



DID YOU KNOW?

Our mission partner in **Sweden, Sport For Life**, taught us about “fika” - a Swedish tradition of taking a break to enjoy a hot drink & sweet snack.



Unleashed Christmas Commission

Our prayer is that through the full force of the church, every need represented in this guide is met and that our region experiences the love of Jesus in a way they never have before. Thank you for loving people one at a time, one season at a time.

As we remember this season where God became flesh and lived among us, we are reminded that His dwelling never ends. As the hands and feet of Jesus, we want to extend the hope of this season beyond the holidays. In this coming year, *how might God want to move you and those you love to live unleashed for God's kingdom purposes?*

Our prayer is that this guide will open your eyes and heart to the kingdom potential that exists both around you and within you. Would we all live unleashed for His glory, that the world might experience the presence of God that changes everything.

SOUTHEAST
CHRISTIAN CHURCH

seunleashed.com